





## TransAir3 Portable Case Instructions

### Full Case (with arm)




Undo Black Velcro to remove arm

### Patient Valve




Remove foam panel insert


### TransAir3



Use outer red handles to gently remove main foam insert.



Remove TransAir3



### To pack the case:

1. Remove all foam except base layer (pic 5)
2. Insert TransAir3 (pic 4)
3. Insert main foam (pic 3)
4. Remove foam panel and insert patient valve and umbilical cord (pics 2 & 2a)
5. Place arm with knob inserted into the foam in the position demonstrated (pic 1)

Morgan Scientific, Inc  
151 Essex Street  
Haverhill, MA 01832

Tel 978.521.4440  
Fax 978.521.4445  
Email: [sales@morgansci.com](mailto:sales@morgansci.com)  
[www.morgansci.com](http://www.morgansci.com)